



QUALITY PROLINE TRAILERS

GRAIN & SILAGE TRAILERS



BALE TRAILERS



📞 07734 55 96 96

✉️ paul@pksales.co.uk

🌐 www.pksales.co.uk

**BUILT FOR RELIABILITY &
PERFORMANCE**

PK PROLINE RANGE

The PK Sales Proline range features high specifications as standard making it the ideal transport solution for farmers and contractors who are looking at future agricultural haulage solutions.

The Proline grain and silage trailers are available in capacities of 14, 16 and 18 tonnes and have a large range of optional extras. These trailers are ideal for silage, grain, woodchip and waste haulage and suitable for daily use on the farm or in an industrial environment.

Farmers and contractors looking to improve farm haulage and transport logistics need to look no further than PK Sales' Proline range of flatbed trailers. These reliable bale trailers are available in 28ft, 32ft and 36ft lengths together with optional extras which can be specified to match the customer's exact requirements.

The key to PK Sales' Proline success is based upon safety and reliability. The chassis and running gear have been designed to provide maximum stability and the very best of on and off-road handling characteristics as demanded by today's high-speed tractors. High calibre axles and brakes are fitted for reliable braking in all weather conditions.

SAFETY AND RELIABILITY



ABOUT

Paul Kelloway has a passion for quality and value when it comes to agricultural machinery. With over 20 years' experience Paul has worked with two major UK companies to develop and manufacture a range of high quality, well built farm machinery.

The Proline trailer range for grain, silage and bale are built by Heath Engineering who also have many years' experience in manufacturing strong, well built machines. All Proline trailers are supplied with a 3-year warranty.

PK Sales are proud to be the sole agent for all Proline products. Please visit our website for our latest list of both new and used machinery.



A BUSINESS BUILT ON EXPERIENCE

PK PROLINE TRAILERS



STANDARD SPECIFICATIONS SUPER 16

- ▶ 21.4 cubic metre grain capacity
- ▶ 35.7 cubic metre silage capacity
- ▶ Tapered body
- ▶ Bolt on fixed hitch
- ▶ Sprung drawbar
- ▶ Front window c/w perspex cover
- ▶ Hydraulic tailgate including grain chute c/w safety tipping valve
- ▶ LED road lights c/w rear high lights including flashing side indicators and rear flashing beacon
- ▶ 10 stud commercial axle 127mm round c/w 420 x 180 brakes
- ▶ 24T parabolic suspension c/w tie rods
- ▶ Air brakes c/w load sensing valve
- ▶ Oil brakes including slack adjusters
- ▶ 560/60 R22.5 Alliance flotation tyres
- ▶ Steel bolt-on mud guards including rubber spray flaps
- ▶ Bolt-on plastic number plate holder inc. lights
- ▶ Front bolt-on front ladder inc. inside steps

OPTIONAL EXTRAS ALL CAPACITIES

- ▶ 1000mm high silage sides c/w panoramic front eye
- ▶ 205mm side & rear blower boards
- ▶ Silage lift-off frame (remove front & sides in 1 complete lift)
- ▶ K80 spoon or swivel hitch
- ▶ ABS brakes
- ▶ Rear hitch & electrics
- ▶ Rear braking ancillaries
- ▶ 560/60 R22.5 BKT FL693 tyres
- ▶ Work lights
- ▶ Rear steering axles (passive or active)
- ▶ Grain roll over sheet (water tight)
- ▶ Transcover front to rear hydraulic cover (not waterproof)
- ▶ Strap box
- ▶ Welded tool tray
- ▶ Reflective white, yellow and red tape
- ▶ Choice of paint colour as finish

Call Paul on 07734 559696 or visit www.pksales.co.uk

STANDARD FEATURES

BODY

- ▶ Folded high tensile body panels formed from single sheets of steel for increased strength
- ▶ Hydraulic tailgate with four point locking system
- ▶ Mudguards and front / rear spray suppression flaps
- ▶ Front access ladder

CHASSIS

- ▶ Heavy-duty RHS chassis
- ▶ Fully welded construction
- ▶ Sprung drawbar with bolt on fixed hitch on all models for easy replacement
- ▶ Twin tipping cylinders for ejecting the heaviest of loads

RUNNING GEAR

- ▶ Commercial 127mm round axles
- ▶ 10 stud 420 × 180 mm brake drums
- ▶ Parabolic single leaf axles with 2,000mm track width for smoother stability
- ▶ Ratchet style handbrake

ANCILLARY EQUIPMENT

- ▶ LED lighting all round; twin rear light clusters, high tailgate repeater clusters, side markers and flashing beacon
- ▶ Bolt on replacement light guards
- ▶ Removable drawbar skid with stowage point
- ▶ Front hose arm for convenient stowage of all hydraulic, air and electrical line

QUALITY

- ▶ Shot blasted paint preparation
- ▶ Finished with 130 microns of two pack acrylic paint

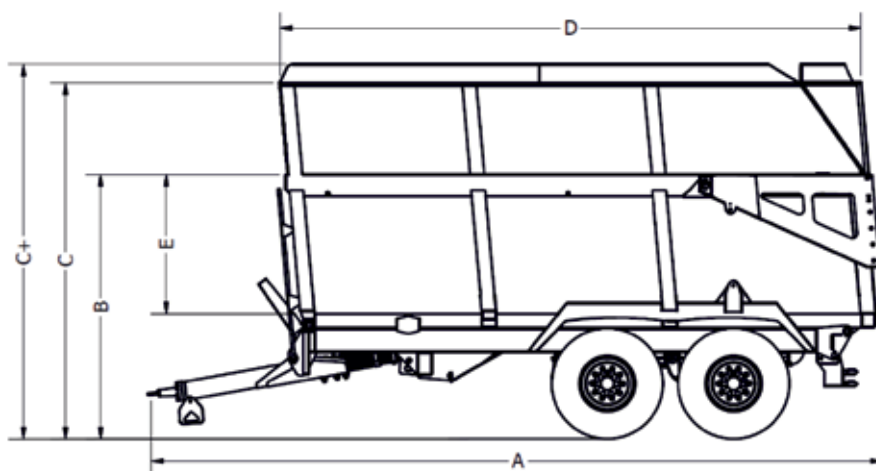
Please visit our website for prices.



MACHINERY YOU CAN TRUST

SPECIFICATIONS	1400c	1600	1800
Design capacity (kg)	1400	1600	1800
Volume - Grain (m ³)	19.5	22	24.8
Volume - Silage (m ³)	32.5	36.7	41
Axle track width (mm)	2,000	2,000	2,000
Brake size (mm)	420 x 180	420 x 180	420 x 180
Axle springs - No. of leaves/leaf size (mm)	1 leaf parabolic - 76	1 leaf parabolic - 76	1 leaf parabolic - 76
Tipping cylinders x 2	3 stage chromed	3 stage chromed	3 stage chromed
Floor thickness (mm)	5	5	5
Side thickness (mm)	4	4	4

DIMENSIONS	1400c	1600	1800
[A] Overall length (mm)	7184	7864	8544
[B] Overall height - grain (mm)	2864	2864	2864
[B] Overall height - silage (mm)	3855	3855	3855
[C+] Overall height with blower boards	4060	4060	4060
[D] Internal body length (mm)	5540	6240	7040
[E] Internal height - grain (mm)	1502	1502	1502
[E] Internal height - silage (mm)	2502	2502	2502
[F] Tipped height - grain (mm)	6381	7046	7686
[G] Tipped height - silage (mm)	7022	7687	8327
Average internal width (mm)	2350	2350	2350
Maximum external width (mm)	2670	2670	2670
Unladen weight - grain (kg)	5860	6160	6460
Unladen weight - silage (kg)	6310	6660	7010





**PK SALES –
SPECIALISTS IN
NEW & USED
AGRICULTURAL
MACHINERY**

PK PROLINE BALE TRAILERS

The PK Sales Bale trailer range features high specifications as standard making it the ideal transport solution for farmers and contractors who are looking at future agricultural haulage solutions. Currently available in 28ft, 32ft and 36ft, this trailer is ideal for bale haulage and is suitable for daily use on the farm or in an industrial environment.

These reliable bale trailers have a range of optional extras which can be specified to match the customer's exact requirements.

STANDARD SPECIFICATIONS SUPER 16

- ▶ Bolt on fixed hitch
- ▶ Sprung drawbar
- ▶ LED Road Lights c/w flashing side indicators and rear flashing beacon
- ▶ 10 stud commercial Axle 127mm round c/w 420 x 180 brakes
- ▶ 16T 100mm multi leaf suspension
- ▶ Air brakes c/w load sensing valve
- ▶ Oil brakes including slack adjusters
- ▶ 445/45 R19.5 NEW double coin
- ▶ Steel bolt on mud guards including rubber spray flaps
- ▶ Bolt on plastic number plate holder including lights
- ▶ Strap box
- ▶ T4mm chequer floor plate
- ▶ Rear bolt on bumper bar
- ▶ Ratchet handbrake

OPTIONAL EXTRAS

- ▶ Front & rear bale ladders
- ▶ K80 Spoon or swivel hitch
- ▶ ABS brakes
- ▶ Rear hitch & electrics
- ▶ Rear braking ancillaries
- ▶ 560/60 R22.5 BKT FL693 tyres
- ▶ Work lights
- ▶ Rear steering axles (passive or active)
- ▶ Welded tool tray
- ▶ 4ft retractable extension
- ▶ Reflective white, yellow and red tape
- ▶ Choice of paint colour as finish



STANDARD FEATURES

FLOOR

- ▶ 4mm chequer plate floor
- ▶ Rolled steel angle side channel for ease of attaching strap hooks
- ▶ RHS floor bearers spaced every 400 mm
- ▶ Rope hooks welded to floor bearers

CHASSIS

- ▶ Heavy-duty universal beam chassis
- ▶ Sprung drawbar
- ▶ Running gear optimally positioned to aid manoeuvrability

RUNNING GEAR

- ▶ Commercial 120 mm square axles
- ▶ 10 stud 420 × 180 mm brake drums
- ▶ Multi leaf sprung axles with 2,000 mm track width for maximum stability
- ▶ Ratchet style handbrake

ANCILLARY EQUIPMENT

- ▶ LED lighting all round; side markers, rear lights and rear flashing beacon
- ▶ Bolt on rear light unit guards
- ▶ Removable drawbar skid with stowage point
- ▶ Bolt on steel mud flaps and bolt on rubber spray flaps

QUALITY

- ▶ Shot blasted paint preparation
- ▶ Finished with 130 microns of two pack acrylic paint
- ▶ Bolt on fixed hitch
- ▶ Air / hydraulic brakes with air load sensing

Please visit our website for prices.

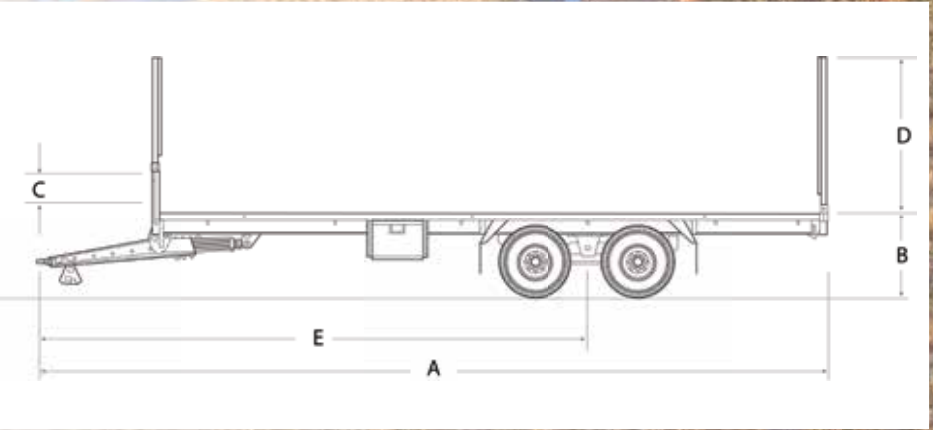
MACHINERY YOU CAN TRUST



BALE TRAILER SPECIFICATIONS


SPECIFICATIONS	FB28	FB32	FB36
Bed length (mm)	10370	11590	12700
Design capacity (kg)	16000	16000	16000
Axle track width (mm)	2000	2000	2000
Axle beam (mm)	127 round	127 round	127 round
Axle springs - No. of leaves/leaf size (mm)	6 / 100 x 15	6 / 100 x 15	6 / 100 x 15
Floor material	Chequered plate 4.5mm	Chequered plate 4.5mm	Chequered plate 4.5mm
Floor bearer size (mm)	60 x 40 x 4	60 x 40 x 4	60 x 40 x 4
Floor bearer spacing (mm)	400	400	400
Chassis size (mm)	203 x 133 x 30	203 x 133 x 30	203 x 133 x 30

DIMENSIONS	FB28	FB32	FB36
[A] Overall length (mm)	10370	11590	12700
[B] Bed height height 445/45 R19.5 (mm)	1000	1000	1000
[B] Bed height height 560/45 R22.5 (mm)	1165	1165	1165
[C] Front headboard height (mm)	525	525	525
Bed width	2550	2550	2550
Unladen weight (kg)	4700	4920	5140



LOAD AND GO FRAME

OPTIONAL EXTRA



A popular optional extra for our bale trailer is our load and go frame which allows easy transport of bales.

FEATURES

- ▶ Quick release Bolt on frame for removing for other jobs
- ▶ Heavy duty box section frame
- ▶ Twin ram hydraulic side to clear bales
- ▶ 3 sided fixed frame for quick loading
- ▶ Horizontal bars can be positioned to suit any bale size
- ▶ Safety and speed at its best
- ▶ Every load is secure
- ▶ Can be fitted to any trailer make



LOAD AND GO



SPECIALISTS

AGRICULTURAL MACHINERY AND FARM EQUIPMENT

PK Sales are an independent agricultural dealer with a large range of quality new and used agricultural machinery and farm equipment.

PK Sales supply manure and muck spreaders as well as dump, flatbed, grain and silage trailers and farm equipment to the UK and overseas markets.



GET IN TOUCH

📞 07734 55 96 96

✉ paul@pksales.co.uk

🌐 www.pksales.co.uk

f [PKSalesMachinery](#)

📷 [PKSalesMachinery](#)

